









PACKAGING



						
STONEDESIGN	PCS/BOX	SQ.MT.	KG	BOXES	SQ.MT.	KG
60X60 Cinnamon chiselled TTSD0360CH2CM	2	0,72	31,72	32	23,04	1.030
60X60 Ash chiselled TTSD0460CH2CM						

						
STONEEVOLUTION	PCS/BOX	SQ.MT.	KG	BOXES	SQ.MT.	KG
60X60 Grijs flamed TTSE0260FL2CM	2	0,72	31,72	32	23,04	1.030

						
BETONSTIL Concrete	PCS/BOX	SQ.MT.	KG	BOXES	SQ.MT.	KG
80x80 Mid structured TTBSTC0280T2	1	0,64	30,50	45	28,8	1.387,5
80x80 Warm structured TTBSTC0380T2						

						
STONENATURE	PCS/BOX	SQ.MT.	KG	BOXES	SQ.MT.	KG
50x100 Fossil structured TTSN0350T2	1	0,50	23,50	50	25	1.190
50x100 Onyx structured TTSN0450T2						

						
MARSTOOD Stone	PCS/BOX	SQ.MT.	KG	BOXES	SQ.MT.	KG
60X60 Stone 01 structured MRS1682	2	0,72	31,72	32	23,04	1.030
60X60 Stone 02 structured MRS2682						
60X60 Stone 03 structured MRS3682						
50X100 Stone 05 structured MRS5652	1	0,50	23,50	50	25	1.190

						
MARSTOOD Wood	PCS/BOX	SQ.MT.	KG	BOXES	SQ.MT.	KG
40x120 Wood 03 structured MRW3CA2	1	0,48	22,99	48	23,04	1.118
40x120 Wood 04 structured MRW4CA2						